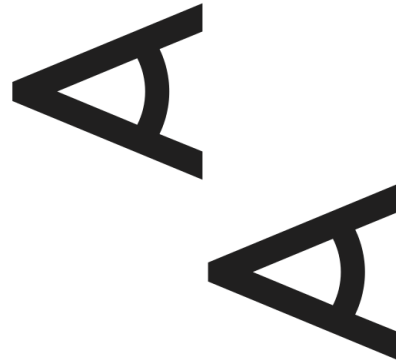


OPEN SOURCE PROJECT: CANASTAAA



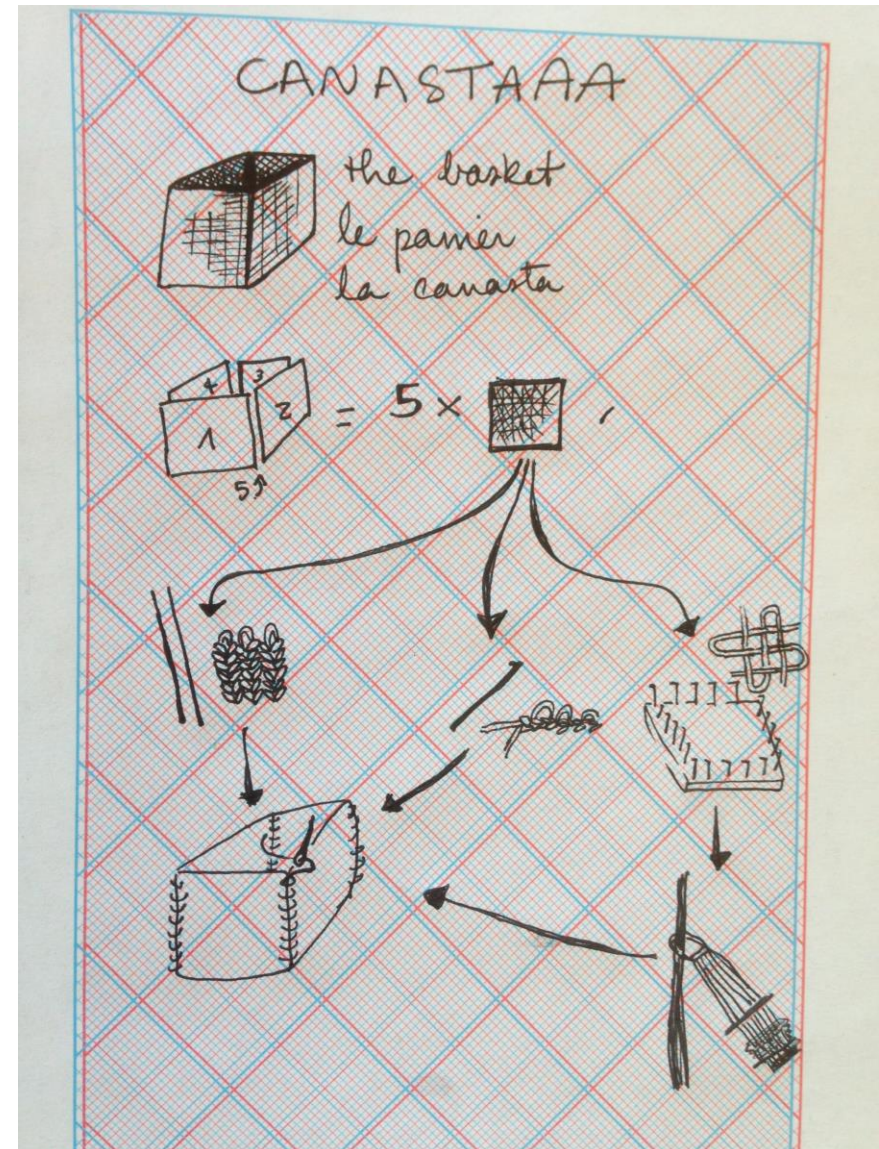
ATYPIQUE
ATÍPICO



WHAT IS A CANASTAAA

In collaboration with
different designers
/craftswomen we made a
simple basket made from
recycled plastic bags.

We developed 3 patterns in
order to adapt to the hand
craftiness of each person:
Knit, crochet and
weaving (pending pattern
to be launched).



THE GOAL OF CANASTAAA

The goal of this project is women helping women by sharing their design, thus OPEN SOURCE DESIGN.

Women in developing countries, like my home country Guatemala, can take this design pattern to make a basket that will help to increase or create an income.

The base for the implementation of this project is the well tested and proven system of making women micro entrepreneurs. The majority of women always invest in the education of their children and in the community! Helping a woman is helping a community.

By making women independent craftswomen, they can rely on a skill and develop that skill into other projects, maybe even their own projects!

HOW WILL THE CANASTAAA BE COMMUNICATED TO TARGETED PEOPLE

We will make instructions that will mainly have pictograms and some numbers. This instructions can be printed and given by established associations within the target communities.

We will also make some tutorial videos. Now days many have smartphones and thus access to free video platforms like Youtube.

The instructions will be constructed in a way that ANYONE can learn the techniques and make the CANASTAA.

ECOLOGICAL ASPECT OF CANASTAAA

The raw or base material is plastic bags. The collecting of plastic bags helps the environment and also helps to sensibiliser about subjects like the valorisation of waste, up-cycling, and the protection of the environment.

INSTRUCTIONS ON HOW TO MAKE THREAD OF PLASTIC BAGS

This instructions were given by
Isabelle Teste.

Isabelle Teste coordinated the crochet
coloured prototype.

COMMENT FAIRE SA «BOBINE» DE FIL DE PLASTIQUE À PARTIR D'UN SAC EN PLASTIQUE*

* type «pocho», très fin, souple, men...
sac de marché, fruits et légumes

Commencez par étaler votre sac à plat sur votre table

Coupez le fond et les anses du sac

Vous obtenez ainsi comme un «tube» de plastique

Commencez à rouler votre sac (les ouvertures sur les côtés)

Roulez et arrêtez-vous à deux doigts du haut

Coupez ce «rouleau» en bandes de 1,5 cm environ

Dérroulez bien toutes les bandelettes

Ouvrez le sac, aplatissez-le pour avoir
la partie non-coupée au milieu, face à vous

Coupez la première bandelette en diagonale,
comme indiqué ci-dessus

Continuez en coupant toutes les bandelettes
toujours en diagonale, jusqu'à la dernière
votre «fil-plat» se forme petit à petit...



Puis, vous pouvez faire une bobine de ce fil-plat
en le tournant «en 8» dans votre main.

Et maintenant,
à vos crochets !

IMPLEMENTATION STRATEGY OF CANASTAAA

It is key to collaborate with existing structures like ONGs to:

1. Introduce the project by workshops
2. Share the instructions and the goal
3. To establish a collecting “bin” for plastic bags.
4. A meeting place for the CANASTAA makers
5. Entrepreneurial workshops: accounting
6. Introduction to the cooperative system


The women who make this CANASTAA can sell them on the markets, but there is also other possibilities that will be studied further on.

THE FUTURE FOR CANASTAAA

After the craftswomen have mastered the initial pattern, they can move adapting the pattern and making other types of baskets. See next slide.

We also want to establish a lasting link between the mastered craftswomen and designers as production “ateliers”. To assure a production and the imperatives like standardization of quality and assurance to supply an established quantity, the craftswomen need to work in a cooperative mode.

THE FUTURE FOR CANASTAAA



CURRENT STAGE OF THE CANASTAAA PROJECT

We are currently are looking for:

- Weave designer to make the weave pattern instruction, ideally tree loom technique
- Graphic designer to transpose all patterns instructions into a aesthetical instructions. As simple as Ikea's instructions. No words, just pictograms and numbers (simple/basic counting)
- Funding partner for mediatisation & local implementation expenses
- International ONGs for international mediatisation: Fashion Revolution, Clinton Foundation, Melinda & Bill Gates Foundation...
- Guatemalan ONGs for local implementation

FUTURE DATES

- IMPLEMENTATION OF PROJECT IN DIFFERENT RURAL AREAS IN GUATEMALA, WHOLE APRIL MONTH
- PAUSIBLE LAUNCHING : INTERNATIONAL FASHION REVOLUTION WEEK, APRIL 24-30, 2017, GUATEMALA
- INTERNATIONAL FAIR : MAISON & OBJET, SEPTEMBER 8-12, 2017, PARIS
- DIFFERENT EVENTS TO PRESENT PROJECT TO START ESTABLISHING FUTURE COLLABORATIONS BETWEEN DESIGNERS AND CRAFTSWOMEN